

		Section
CRESTA TRADITIONAL CLIPS,	Fig 1, 1ES	05
LIGHTWEIGHT CLIPS,	MÜPRO, crestalite, Talon	10
THREADED COMPONENTS	U Bolts, Reducers, Link eyes	15
INSULATION SUPPORT BLOCKS	Wood, Phenolic	20
ROLLERS, SLIDE GUIDES & ANCHORS		25
BRACKETS	Cantilever, Cleats, Gang Hangers	30
ACOUSTIC & VIBRATION ISOLATION PRODUCTS		31
STRUT SYSTEMS	Channel Sections and Accessories	35
FASTENERS & FIXINGS	Anchors, Purlin clips, Lindaptors	40
NUT BOLTS WASHERS		45
PLUMBING TUBE & FITTINGS	Tundishes, Dosing pots	50
TOOLS	Power tools, Hand tools, Hole saws	55
STEEL SECTIONS	Channel, Flat bar, Beams	60
SUNDRIES	Gloves, Tapes, Ancillaries, and Specials	65
FABRICATION	Bespoke Manufacture To Customer Designs	70
FIRE PROTECTION	Fire Collars, Wraps, Mastic	85
APPENDIX	Useful information	

Section 5

- Cresta provides a diverse range of pipe clips, clamps and supports for all industries.
- We have a comprehensive selection, in all sizes.
- The range offers different products for use with steel, copper or plastic pipe work.
- The clips, clamps and supports are available on a next day basis on stocked items.
- Cresta will be pleased to supply any pre designed custom made clips etc.
- The sales office will be able to assist you in your choice and give advice if required.




FIG 1-0501
PIPE CLIP (STEEL PIPE)

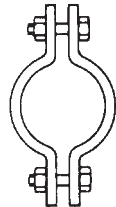


FIG 1A-0501A
PIPE CLIPS
(C.I. DRAIN)



FIG 1B-0501B
PIPE CLIP
(STEEL PIPE)



FIG 1C&D-0501C&D
PIPE CLIP
(COPPER TUBE)

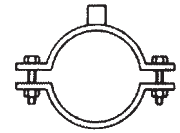


FIG 1E/S-0501E/S
SINGLE BOSS CLIP
(STEEL PIPE)

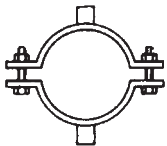


FIG 1E/D-0501E/D
DOUBLE BOSS CLIP
(STEEL PIPE)

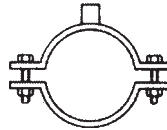


FIG 1F/S-0501 F/S
SINGLE BOSS CLIP
(C.I. DRAIN)

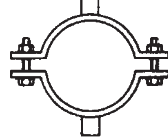


FIG 1F/D-0501F/D
DOUBLE BOSS CLIP
(C.I. DRAIN)

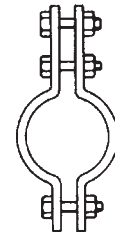


FIG 1/G-0501/G
PIPE CLIPS
(STEEL PIPE)

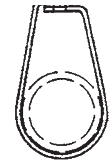


FIG 1/H-0501/H
SPRINKLER CLIPS
(FILBOWS)

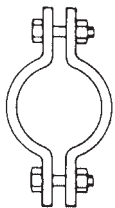


FIG 1S-0501S
PIPE CLIPS
(STAINLESS STEEL PIPE)

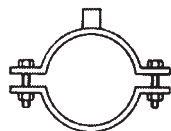


FIG 1S/S-0501S/S
SINGLE BOSS CLIP
(STAINLESS STEEL PIPE)



**FIG 2-0502 &
FIG 2A-0502A**
SADDLES
(ANCHORS & GUIDES)
(B.S.P. & L.C.C.)



**FIG 2B-0502B &
FIG 2C-0502C**
SADDLES
(ANCHORS & GUIDES &
(COPPER TUBE)

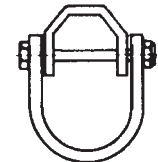


FIG 6-0506
CLEVIS HANGER

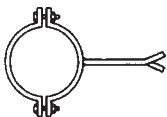


FIG 18-0518
HOLDERBAT
BUILD IN

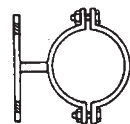


FIG 18A-0518A
HOLDERBAT
SCREW ON

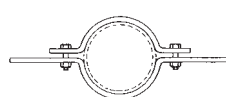


FIG 19-0519
FLOOR CLAMPS
(SINGLE ARM)

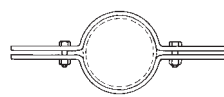


FIG 20-0520
FLOOR CLAMPS
(DOUBLE ARM)

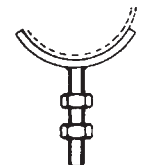
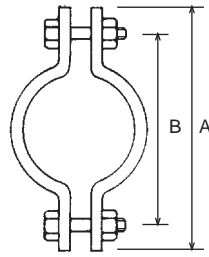


FIG 24-0524
CRUTCH SUPPORT



FIG 25-0525
CRUTCH SUPPORTS

0501
FOR STEEL PIPES / FIG 1

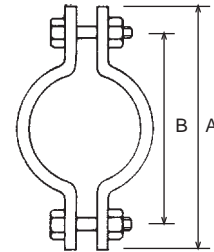


Part No.	Nominal Pipe Bore		Material Size	Bolt Size	A	B
	mm	inches				
0100015R	15	1/2	25 x 3	8 x 25	80	55
0100020R	20	3/4	25 x 3	8 x 25	90	65
0100025R	25	1	25 x 3	8 x 25	94	69
0100032R	32	1 1/4	25 x 3	8 x 25	110	85
0100040R	40	1 1/2	25 x 3	8 x 25	120	95
0100050R	50	2	30 x 3	10 x 30	148	115
0100065R	65	2 1/2	40 x 3	10 x 30	170	128
0100080R	80	3	40 x 3	10 x 30	176	136
0100100R	100	4	40 x 3	12 x 40	218	178
0100125R	125	5	40 x 5	12 x 45	236	196
0100150R	150	6	40 x 5	12 x 50	258	218
0100175R	175	7	50 x 6	16 x 50	336	284
0100200R	200	8	50 x 6	16 x 50	362	310
0100225R	225	9	50 x 6	16 x 55	372	322
0100250R	250	10	50 x 6	16 x 65	422	372
0100300R	300	12	50 x 6	16 x 65	492	442
0100350R	350	14 O.D.	65 x 8	20 x 70	501	436
0100400R	400	16 O.D.	65 x 8	20 x 70	560	495
0100450R	450	18 O.D.	65 x 8	20 x 70	610	542

Other sizes and specifications to order.

Standard finish: Red oxide with self colour bolts and nuts.
Also available galvanised or nylon coated with zinc-plated bolts and nuts.

0501A
FOR CAST IRON DRAIN PIPES / FIG 1A

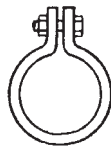


Part No.	Nominal Pipe Bore		Material Size	Bolt Size	A	B
	mm	inches				
01A0080R	80	3	40 x 3	10 x 30	190	150
01A0100R	100	4	40 x 3	12 x 40	225	185
01A0150R	150	6	40 x 5	12 x 50	270	230
01A0225R	225	9	50 x 6	16 x 55	398	348

Other sizes and specifications to order.

Standard finish: Red oxide with self colour bolts and nuts.
Also available galvanised or nylon coated with zinc-plated bolts and nuts.

0501B
FOR STEEL PIPES / FIG 1B



Part No.	Nominal Pipe Bore		Material Size	Bolt Size
	mm	inches		
01B0015R	15	1/2	25 x 1.5	8 x 25
01B0020R	20	3/4	25 x 1.5	8 x 25
01B0025R	25	1	25 x 1.5	8 x 25
01B0032R	32	1 1/4	25 x 1.5	10 x 30
01B0040R	40	1 1/2	25 x 1.5	10 x 30
01B0050R	50	2	25 x 1.5	10 x 30
01B0065R	65	2 1/2	25 x 1.5	10 x 30
01B0080R	80	3	25 x 1.5	10 x 30
01B0100R	100	4	30 x 3	12 x 40
01B0125R	125	5	30 x 3	12 x 40
01B0150R	150	6	30 x 3	12 x 40
01B0175R	175	7	40 x 5	16 x 50
01B0200R	200	8	40 x 5	16 x 50

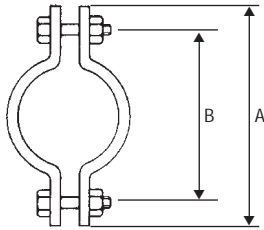
Standard finish: Red oxide with self colour bolts and nuts.
Also available zinc-plated or nylon coated with zinc-plated bolts and nuts.

0501C
BRASS CLIP FOR COPPER TUBES / FIG 1C



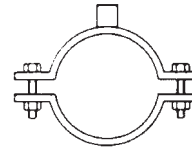
PLEASE CONTACT OUR SALES OFFICE FOR DETAILS AND PRICES

Standard: Brass clip with steel bolts and nuts.
Also available with brass bolts and nuts.

05
**0501D
 NYLON COATED CLIP FOR COPPER TUBES / FIG 1D**


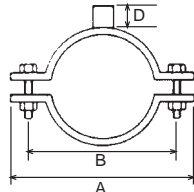
Part No.	Tube O.D.	Material Size	Bolt size	A	B
	mm	mm	mm		
01D0015N	15	25 x 3	8 x 25	90	60
01D0022N	22	25 x 3	8 x 25	80	55
01D0028N	28	25 x 3	8 x 25	90	65
01D0035N	35	25 x 3	8 x 25	94	69
01D0042N	42	25 x 3	8 x 25	110	85
01D0054N	54	25 x 3	10 x 30	125	100
01D0067N	67	30 x 3	10 x 30	145	105
01D0076N	76	40 x 3	10 x 30	170	128
01D0108N	108	40 x 3	12 x 40	218	178
01D0133N	133	40 x 5	12 x 45	232	192
01D0159N	159	40 x 5	12 x 50	258	218

Standard finish: nylon coated with zinc plated bolts & nuts.

**0501D/S
 NYLON COATED CLIP FOR COPPER TUBES / FIG 1D/S**

SINGLE BOSS

Part No.	Tube O.D.	Material Size	Bolt Size	Boss
	mm	mm	mm	mm
01DS015N	15	25 x 3	8 x 25	10
01DS022N	22	25 x 3	8 x 25	10
01DS028N	28	25 x 3	8 x 25	10
01DS035N	35	25 x 3	8 x 25	10
01DS042N	42	25 x 3	8 x 25	10
01DS054N	54	25 x 3	10 x 30	10
01DS067N	67	30 x 3	10 x 30	10
01DS076N	76	40 x 3	10 x 30	12
01DS108N	108	40 x 3	12 x 40	12
01DS133N	133	40 x 5	12 x 40	12
01DS159N	159	40 x 5	12 x 40	12

Standard finish: nylon coated with zinc plated bolts & nuts.

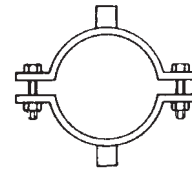
**0501E/S
 FOR STEEL PIPES / FIG 1E/S**

SINGLE BOSS

Part No.	Nominal Pipe Bore	Material Size	Bolt Size	Boss	A	B	D
	mm inches	mm	mm	mm			
01ES015R	15 1/2	25 x 3	8 x 25	10	80	55	15
01ES020R	20 3/4	25 x 3	8 x 25	10	90	65	15
01ES025R	25 1	25 x 3	8 x 25	10	94	69	15
01ES032R	32 1 1/4	25 x 3	8 x 25	10	110	85	15
01ES040R	40 1 1/2	25 x 3	8 x 25	10	120	95	15
01ES050R	50 2	30 x 3	10 x 30	10	148	115	15
01ES065R	65 2 1/2	40 x 3	10 x 30	12	170	128	18
01ES080R	80 3	40 x 3	10 x 30	12	176	136	18
01ES100R	100 4	40 x 3	12 x 40	12	218	178	18
01ES125R	125 5	40 x 5	12 x 45	12	236	196	18
01ES150R	150 6	40 x 5	12 x 50	12	258	218	18
01ES175R	175 7	50 x 6	16 x 50	16	336	284	20
01ES200R	200 8	50 x 6	16 x 50	16	362	310	20
01ES225R*	225 9	50 x 6	16 x 55	20	372	322	25
01ES250R*	250 10	50 x 6	16 x 65	20	422	372	25
01ES300R*	300 12	50 x 6	16 x 65	20	492	442	25

Other Boss tappings to order

Standard finish: Red oxide with self colour bolts and nuts.
 Also available zinc-plated or nylon coated with zinc-plated bolts and nuts.

* Only recommended when used in conjunction with an insulation support block

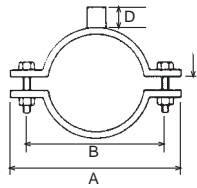
**0501E/D
 FOR STEEL PIPES / FIG 1E/D**

DOUBLE BOSS

Part No.	Nominal Pipe Bore	Material Size	Bolt Size	Boss
	mm inches	mm	mm	mm
01ED015R	15 1/2	25 x 3	8 x 25	10
01ED020R	20 3/4	25 x 3	8 x 25	10
01ED025R	25 1	25 x 3	8 x 25	10
01ED032R	32 1 1/4	25 x 3	8 x 25	10
01ED040R	40 1 1/2	25 x 3	8 x 25	10
01ED050R	50 2	30 x 3	10 x 30	10
01ED065R	65 2 1/2	40 x 3	10 x 30	12
01ED080R	80 3	40 x 3	10 x 30	12
01ED100R	100 4	40 x 3	12 x 40	12
01ED125R	125 5	40 x 5	12 x 45	12
01ED150R	150 6	40 x 5	12 x 50	12
01ED175R	175 7	50 x 6	16 x 50	16
01ED200R	200 8	50 x 6	16 x 50	16
01ED225R	225 9	50 x 6	16 x 55	20
01ED250R	250 10	50 x 6	16 x 65	20
01ED300R	300 12	50 x 6	16 x 65	20

Other Boss tappings to order

Standard finish: Red oxide with self colour bolts and nuts.
 Also available zinc-plated or nylon coated with zinc-plated bolts and nuts.

0501F/S
FOR CAST IRON DRAIN PIPES / FIG 1F/S



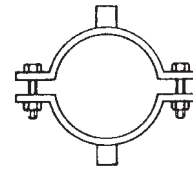
SINGLE BOSS

Part No.	Nominal Pipe Bore		Material Size	Bolt Size	Boss	A	B	D
	mm	inches						
01FS080R	80	3	40 x 3	10 x 30	12	186	156	18
01FS100R	100	4	40 x 3	12 x 40	12	232	192	18
01FS150R	150	6	40 x 5	12 x 50	16	288	248	20
01FS225R	225	9	50 x 6	16 x 55	20	400	348	25

Other boss tapings to order.

Standard finish: Red oxide with self colour bolts and nuts. Also available zinc-plated or nylon coated with zinc-plated bolts and nuts.

0501F/D
FOR CAST IRON DRAIN PIPES / FIG 1F/D



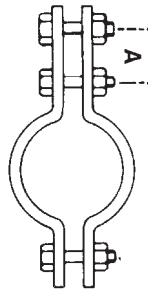
DOUBLE BOSS

Part No.	Nominal Pipe Bore		Material Size	Bolt Size	Boss
	mm	inches			
01FD080R	80	3	40 x 3	10 x 30	12
01FD100R	100	4	40 x 3	12 x 40	12
01FD150R	150	6	40 x 5	12 x 50	16
01FD225R	225	9	50 x 6	16 x 55	20

Other Boss tapings to order.

Standard finish: Red oxide with self colour bolts and nuts. Also available zinc-plated or nylon coated with zinc-plated bolts and nuts.

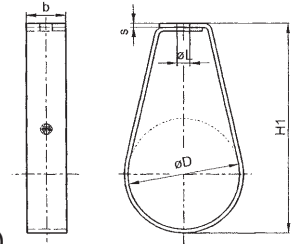
0501G
FOR STEEL PIPES / FIG 1G



Part No.	Nominal Pipe Bore		Material Size	Bolt Size	A
	mm	inches			
01G0015R	15	1/2	25 x 3	8 x 25	50
01G0020R	20	3/4	25 x 3	8 x 25	50
01G0025R	25	1	25 x 3	8 x 25	50
01G0032R	32	1 1/4	25 x 3	8 x 25	50
01G0040R	40	1 1/2	25 x 3	8 x 25	50
01G0050R	50	2	30 x 3	10 x 30	60
01G0065R	65	2 1/2	40 x 3	10 x 30	60
01G0080R	80	3	40 x 3	10 x 30	60
01G0100R	100	4	40 x 3	12 x 40	70
01G0125R	125	5	40 x 5	12 x 45	70
01G0150R	150	6	40 x 5	12 x 50	70
01G0175R	175	7	50 x 6	16 x 50	80
01G0200R	200	8	50 x 6	16 x 50	80
01G0225R	225	9	50 x 6	16 x 55	80
01G0250R	250	10	50 x 6	16 x 65	80
01G0300R	300	12	50 x 6	16 x 65	80

Standard finish: Red oxide with self colour bolts and nuts. Also available zinc-plated or nylon coated with zinc-plated bolts and nuts.

0501H
FOR SPRINKLER SYSTEMS/ FIG 1H



FILBOW CLAMPS (ZINC PLATED)

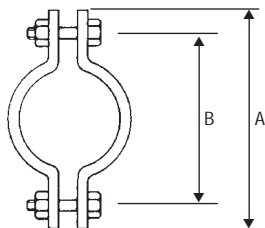
Part No. FM approved	Nominal size	Pack Size	Dimensions		
			L	b x s	H1
43095	3/4"	100	10.5	25 x 1.5	71
43109	1"	100	10.5	25 x 1.5	83
43117	1 1/4"	100	10.5	25 x 1.5	95
43125	1 1/2"	100	10.5	25 x 1.5	103
43133	2"	100	10.5	25 x 1.5	118
10243	2 1/2"	50	10.5	25 x 2.5	142
10251	3"	50	10.5	25 x 2.5	166
10278	108mm	50	10.5	25 x 2.5	192
10286	4"	50	10.5	25 x 2.5	204
10294	133mm	25	13	25 x 3.0	237
10308	5"	25	13	25 x 3.0	249
10316	152.4mm	25	13	25 x 3.0	264
10324	159mm	25	13	25 x 3.0	273
10332	6"	25	13	25 x 3.0	284
43141	168.3mm	25	13	40 x 3.0	287
43168	219.1mm	25	13	40 x 3.0	376

Advantages

- one-piece design allows quick and easy installation of sprinkler pipes
- ideally suited for use with threaded rods
- easy height adjustment
- approved by FM and VdS

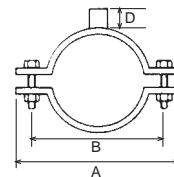
Size	tensile breaking strength	max. recommended loading
3/4" - 2"	13500 N	4500 N
2 1/2" - 4"	22000 N	7333 N
133mm - 6"	26000 N	8666 N
168mm - 219.1mm	40000 N	13333 N

05

**0501S
FOR STAINLESS STEEL PIPES / FIG 1S**


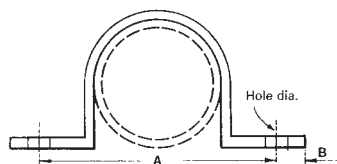
Part No.	Nominal Pipe Bore		Material Size	Bolt size	A	B
	mm	inches				
01S0015S	15	1/2	25 x 3	8 x 25	80	55
01S0020S	20	3/4	25 x 3	8 x 25	90	65
01S0025S	25	1	25 x 3	8 x 25	94	69
01S0032S	32	1 1/4	25 x 3	8 x 25	110	85
01S0040S	40	1 1/2	25 x 3	8 x 25	120	95
01S0050S	50	2	30 x 3	10 x 30	148	115
01S0065S	65	2 1/2	40 x 3	10 x 30	170	128
01S0080S	80	3	40 x 3	10 x 30	136	42
01S0100S	100	4	40 x 3	12 x 40	218	178
01S0125S	125	5	40 x 5	12 x 45	236	196
01S0150S	150	6	40 x 5	12 x 50	258	218

Standard material: Grade 304
Grade 316 available to order.

**0501S/S
FOR STAINLESS STEEL PIPES / FIG 1S/S**

SINGLE BOSS

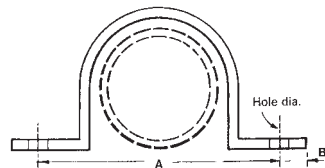
Part No.	Nominal Pipe Bore		Material Size	Bolt Size	Boss	A	B	D
	mm	inches						
01SS015S	15	1/2	25 x 3	8 x 25	10	80	55	15
01SS020S	20	3/4	25 x 3	8 x 25	10	90	65	15
01SS025S	25	1	25 x 3	8 x 25	10	94	69	15
01SS032S	32	1 1/4	25 x 3	8 x 25	10	110	85	15
01SS040S	40	1 1/2	25 x 3	8 x 25	10	120	95	15
01SS050S	50	2	30 x 3	10 x 30	10	148	115	15
01SS065S	65	2 1/2	40 x 3	10 x 30	12	162	132	18
01SS080S	80	3	40 x 3	10 x 30	12	176	146	18
01SS100S	100	4	40 x 3	12 x 40	12	218	178	18
01SS125S	125	5	40 x 5	12 x 45	12	246	207	18
01SS150S	150	6	40 x 5	12 x 50	12	278	238	18

Standard material: Grade 304
Grade 316 available to order.
Other boss tapings to order.

**0502
ANCHORS FOR STEEL PIPES / FIG 2**


Part No.	Nominal Pipe Bore		Material Size	Hole Size	A	B
	mm	inches				
0200015R	15	1/2	25 x 3	7	60	13
0200020R	20	3/4	25 x 3	7	71	13
0200025R	25	1	25 x 3	7	74	13
0200032R	32	1 1/4	30 x 3	11	94	16
0200040R	40	1 1/2	30 x 3	11	104	16
0200050R	50	2	30 x 3	11	114	16
0200065R	65	2 1/2	40 x 3	14	142	20
0200080R	80	3	40 x 3	14	154	20
0200100R	100	4	40 x 3	14	184	20
0200125R	125	5	40 x 5	14	219	20
0200150R	150	6	40 x 5	14	244	20

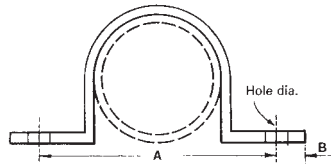
Standard finish: Red oxide.
Also available zinc-plated and nylon coated.

**0502A
GUIDES FOR STEEL PIPES / FIG 2A**


Part No.	Nominal Pipe Size		Material Size	Hole Size	A	B
	mm	inches				
02A0015R	15	1/2	25 x 3	7	66	13
02A0020R	20	3/4	25 x 3	7	77	13
02A0025R	25	1	25 x 3	7	80	13
02A0032R	32	1 1/4	30 x 3	11	100	16
02A0040R	40	1 1/2	30 x 3	11	110	16
02A0050R	50	2	30 x 3	11	120	16
02A0065R	65	2 1/2	40 x 3	14	148	20
02A0080R	80	3	40 x 3	14	160	20
02A0100R	100	4	40 x 3	14	190	20
02A0125R	125	5	40 x 5	14	225	20
02A0150R	150	6	40 x 5	14	250	20

Standard finish: Red oxide.
Also available zinc-plated and nylon coated.

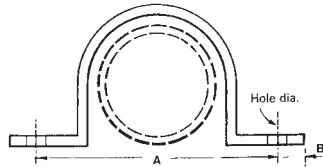
**0502B
NYLON COATED ANCHORS FOR COPPER TUBE / FIG 2B**



Part No.	Pipe Size	Material Size	Hole Size	A	B	Poly Strip Part No.
	mm	mm	mm	mm	mm	
02B0015N	15	25 x 3	8	54	13	02BP015P
02B0022N	22	25 x 3	8	66	13	02BP022P
02B0028N	28	25 x 3	8	69	13	02BP028P
02B0035N	35	25 x 3	8	87	13	02BP035P
02B0042N	42	30 x 3	11	96	16	02BP042P
02B0054N	54	30 x 3	11	108	16	02BP054P
02B0067N	67	40 x 3	14	132	20	02BP067P
02B0076N	76	40 x 3	14	140	20	02BP076P
02B0108N	108	40 x 3	14	176	20	02BP108P
02B0133N	133	40 x 5	14	210	20	02BP133P
02B0159N	159	40 x 5	14	230	20	02BP159P

Standard Finish: Nylon coated
40 mm polypropylene strip are available to isolate copper pipe from any supporting steel structure.
Please specify if required.

**0502C
NYLON COATED GUIDES FOR COPPER TUBES / FIG 2C**

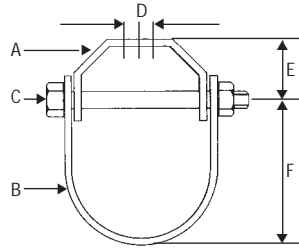


Part No.	Pipe Size	Material Size	Hole Size	A	B	Poly Strip Part No.
	mm	mm	mm	mm	mm	
02C0015N	15	25 x 3	8	60	13	02CP015P
02C0022N	22	25 x 3	8	72	13	02CP022P
02C0028N	28	25 x 3	8	75	13	02CP028P
02C0035N	35	25 x 3	8	83	13	02CP035P
02C0042N	42	30 x 3	12	102	16	02CP042P
02C0054N	54	30 x 3	12	114	16	02CP054P
02C0067N	67	40 x 3	14	138	20	02CP067P
02C0076N	76	40 x 3	14	146	20	02CP076P
02C0108N	108	40 x 3	14	182	20	02CP108P
02C0133N	133	40 x 5	14	216	20	02CP133P
02C0159N	159	40 x 5	14	236	20	02CP159P

Standard finish: Nylon coated 40 mm Polypropylene strips are available to isolate copper pipe from any supporting steel structure.
Please specify if required.

05

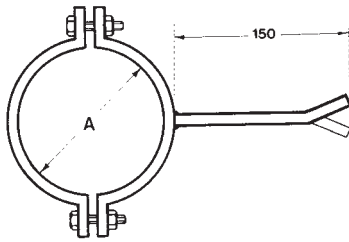
0506
CLEVIS HANGERS FOR STEEL PIPES / FIG 6



Part No.	Nominal Pipe Bore		A	B	C	D	E	F
	mm	inches						
0600025R	25	to 1	25 x 3	25 x 3	10	12	25	60
0600032R	32	1¼	30 x 3	30 x 3	10	12	25	65
0600040R	40	1½	30 x 3	30 x 3	10	12	25	70
0600050R	50	2	30 x 3	30 x 3	10	12	30	90
0600065R	65	2½	40 x 5	40 x 3	12	14	40	115
0600080R	80	3	40 x 5	40 x 3	12	14	45	130
0600100R	100	4	40 x 5	40 x 3	12	14	50	160
0600125R	125	5	50 x 6	50 x 5	16	18	60	190
0600150R	150	6	50 x 6	50 x 5	16	18	70	220

Standard finish: Red Oxide with self colour bolts and nuts.
Also available galvanised with zinc-plated bolts and nuts, and to suit cast iron pipes.

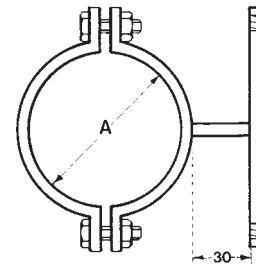
0518
HOLDERBATS, BUILD IN - TO FIT PIPE SIZES / FIG 18



Part No.	Size No.	A
	mm	mm
1800050R	50	60
1800065R	65	76
1800080R	80	89
1800100R	100	114
1800150R	150	168

Material: 25 x 5 flat section with M10 x 35 bolts and nuts.
Standard finish: Red Oxide with self colour bolts and nuts.
Also available galvanised with zinc-plated bolts and nuts.

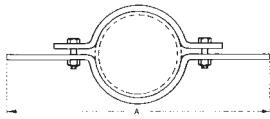
0518A
HOLDERBATS, SCREW ON - TO FIT PIPES / FIG 18A



Part No.	Size No.	A
	mm	mm
18A0050R	50	60
18A0065R	65	76
18A0080R	80	89
18A0100R	100	114
18A0150R	150	168

Material: 25 x 5 flat section with M10 x 35 bolts and nuts.
Standard finish: Red Oxide with self colour bolts and nuts.
Also available galvanised with zinc plated bolts.

0519
SINGLE ARM PATTERN FLOOR CLAMPS / FIG 19



Part No.	Nominal Pipe Bore		Material Size	Bolt Size
	mm	inches		
1900050R	50	2	30 x 3	10 x 30
1900065R	65	2½	40 x 3	10 x 30
1900080R	80	3	40 x 3	10 x 30
1900100R	100	4	40 x 3	12 x 40
1900125R	125	5	40 x 5	12 x 40
1900150R	150	6	40 x 5	12 x 50

Standard finish: Red oxide

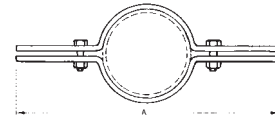
Larger sizes to order

'A' lengths available: 300, 450, 600, 750, 900 mm

Suitable for Gas screwing, L.C.C. & Drain size tubes

Please state clearly for which service required.

0520
DOUBLE ARM PATTERN FLOOR CLAMPS / FIG 20



Part No.	Nominal Pipe Bore		Material Size	Bolt Size
	mm	inches		
2000050R	50	2	30 x 3	10 x 30
2000065R	65	2½	40 x 3	10 x 30
2000080R	80	3	40 x 3	10 x 30
2000100R	100	4	40 x 3	12 x 40
2000125R	125	5	40 x 5	12 x 45
2000150R	150	6	40 x 5	12 x 50

Standard finish: Red oxide

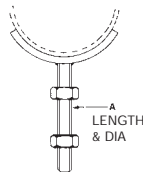
Larger sizes to order

'A' lengths available: 300, 450, 600, 750, 900 mm

Suitable for Gas screwing, L.C.C. & Drain size tubes

Please state clearly for which service required.

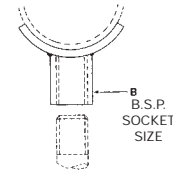
0524
CRUTCH SUPPORTS - STUDDING / FIG 24



Part No.	Nominal Pipe Bore		Material Size	A
	mm	inches		
2400050R	50	2	50 x 5	150 x 16
2400065R	65	2½	50 x 5	150 x 16
2400080R	80	3	60 x 6	150 x 20
2400100R	100	4	60 x 6	150 x 20
2400125R	125	5	70 x 6	150 x 24
2400150R	150	6	70 x 6	150 x 24

Standard finish: Red oxide

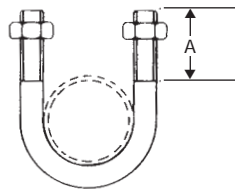
0525
CRUTCH SUPPORT - SOCKET / FIG 25



Part No.	Nominal Pipe Bore		Material Size	B
	mm	inches		
2500050R	50	2	50 x 5	25
2500065R	65	2½	50 x 5	32
2500080R	80	3	60 x 6	40
2500100R	100	4	60 x 6	40
2500125R	125	5	70 x 6	50
2500150R	150	6	70 x 6	50

Standard finish: Red oxide

1503
'U' BOLT ANCHOR FOR STEEL PIPE / FIG 3

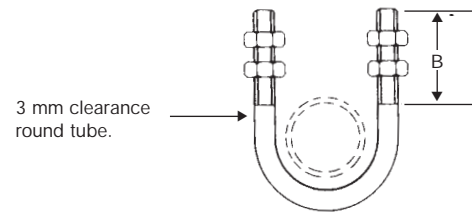


Part No.	Nominal Pipe Bore		Rod Dia.	A
	mm	inches		
0306015Z	15	1/2	6*	30
0306020Z	20	3/4	6*	30
0310025Z	25	1	10**	30
0310032Z	32	1 1/4	10	35
0310040Z	40	1 1/2	10	35
0310050Z	50	2	10	35
0312065Z	65	2 1/2	12	35
0312080Z	80	3	12	35
0312100Z	100	4	12	35
0312125Z	125	5	12	35
0312150Z	150	6	12	50
0312175A	175	7	12	50
0316200A	200	8	16	50
0316225A	225	9	16	50
0316250A	250	10	16	50
0316300A	300	12	16	50

Standard finish: up to 150mm zinc plated, over 150mm self colour.
Also available nylon coated. BZP or red oxide over 150 mm.
Other sizes and specification to order.

* available in 8mm.
**available in 6mm and 8mm.

1503A
'U' BOLT GUIDE FOR STEEL PIPE / FIG 3A

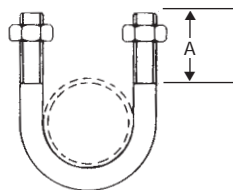


Part No.	Nominal Pipe Bore		Rod Dia.	B
	mm	inches		
03A0015Z	15	1/2	6	40
03A0020Z	20	3/4	6	40
03A0025Z	25	1	10	40
03A0032Z	32	1 1/4	10	40
03A0040Z	40	1 1/2	10	40
03A0050Z	50	2	10	40
03A0065Z	65	2 1/2	12	50
03A0080Z	80	3	12	50
03A0100Z	100	4	12	50
03A0125Z	125	5	12	50
03A0150Z	150	6	12	50
03A0175Z	175	7	12	65
03A0200Z	200	8	16	65
03A0225Z	225	9	16	65
03A0250Z	250	10	16	65
03A0300Z	300	12	16	65

Standard finish: up to 150mm: zinc plated, over 150mm: self colour.
3mm clearance around the tube.
Also available nylon coated, galvanised. BZP or red oxide over 150mm.
Other sizes and specification to order.

15

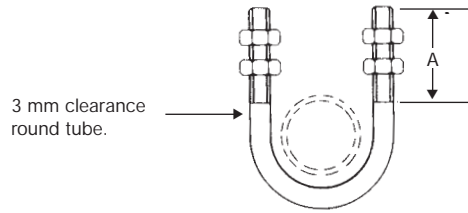
1503B
BRASS 'U' BOLT ANCHOR FOR COPPER TUBE / FIG 3B



Part No.	Tube Size	Rod Dia.	A	Poly Strip Part No.
	mm			
03B0015B	15	6	35	03BP015P
03B0022B	22	6	35	03BP022P
03B0028B	28	6	35	03BP028P
03B0035B	35	6	35	03BP035P
03B0042B	42	6	35	03BP042P
03B0054B	54	6	35	03BP054P
03B0067B	67	8	40	03BP067P
03B0076B	76	8	40	03BP076P
03B0108B	108	8	40	03BP108P
03B0133B	133	10	40	03BP133P
03B0159B	159	10	40	03BP159P

Also available in nylon coated steel.

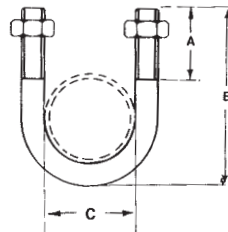
1503C
BRASS 'U' BOLT GUIDE FOR COPPER TUBE / FIG 3C



Part No.	Tube Size mm	Rod Dia mm	A mm	Poly Strip Part No.
03C0015B	15	6	35	03CP015P
03C0022B	22	6	35	03CP022P
03C0028B	28	6	35	03CP028P
03C0035B	35	6	35	03CP035P
03C0042B	42	6	35	03CP042P
03C0054B	54	6	35	03CP054P
03C0067B	67	8	40	03CP067P
03C0076B	76	8	40	03CP076P
03C0108B	108	8	40	03CP108P
03C0133B	133	10	40	03CP133P
03C0159B	159	10	40	03CP159P

Also available in nylon coated steel.
3mm clearance around tube.

1503BS
'U' BOLT ANCHOR / FIG 3BS

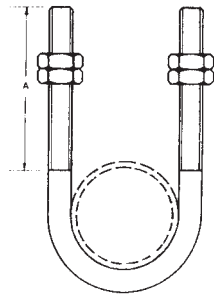


Roll thread 'U' bolts to BS 3974 dimensions

Part No.	Nominal Pipe Size		Rod Dia mm	A mm	B mm	C mm
	mm	inches				
03BS015Z	15	1/2	8	25	46	22
03BS020Z	20	3/4	8	25	56	27
03BS025Z	25	1	8	25	61	37
03BS032Z	32	1 1/4	8	25	71	47
03BS040Z	40	1 1/2	10	35	85	50
03BS050Z	50	2	10	35	95	65
03BS065Z	65	2 1/2	12	45	124	75
03BS080Z	80	3	16	50	142	89
03BS100Z	100	4	16	50	167	119
03BS125Z	125	5	16	50	192	144
03BS150Z	150	6	20	55	225	170

Standard finish: Zinc plated
Larger sizes to order

1503D
EXTENDED LEG 'U' BOLT FOR STEEL PIPE / FIG 3D

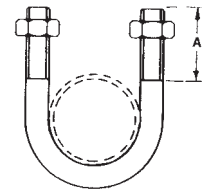


For use with Gang Hangers

Part No.	Nominal Pipe Bore		Rod Dia.	A
	mm	inches	mm	mm
03D0015Z	15	1/2	6	75
03D0020Z	20	3/4	6	75
03D0025Z	25	1	10	75
03D0032Z	32	1 1/4	10	85
03D0040Z	40	1 1/2	10	85
03D0050Z	50	2	10	85
03D0065Z	65	2 1/2	12	85
03D0080Z	80	3	12	90
03D0100Z	100	4	12	90
03D0125Z	125	5	12	90
03D0150Z	150	6	12	90

Standard finish: zinc plated
Also available nylon coated, galvanised.
Other sizes and specifications to order.

1503S
'U' BOLT ANCHOR FOR STAINLESS STEEL PIPE / FIG 3S




For use with Gang Hangers

Part No.	Nominal Pipe Bore		Rod Dia.	A
	mm	inches	mm	mm
03S0015S	15	1/2	6	30
03S0020S	20	3/4	6	30
03S0025S	25	1	6	30
03S0032S	32	1 1/4	10	40
03S0040S	40	1 1/2	10	40
03S0050S	50	2	10	40
03S0065S	65	2 1/2	10	40
03S0080S	80	3	12	40
03S0100S	100	4	12	40
03S0125S	125	5	12	40
03S0150S	150	6	12	50

Material grade 316 stainless steel.
Larger sizes to order

15

1505
DOUBLE THREAD ROD / FIG 5



Diameter M10		Diameter M12		Diameter M16	
Length	Part No.	Length	Part No.	Length	Part No.
mm		mm		mm	
150	0503150A	150	0504150A	150	0505150A
225	0503225A	225	0504225A	225	0505225A
300	0503300A	300	0504300A	300	0505300A
375	0503375A	375	0504375A	375	0505375A
450	0503450A	450	0504450A	450	0505450A
525	0503525A	525	0504525A	525	0505525A
600	0503600A	600	0504600A	600	0505600A
675	0503675A	675	0504675A	675	0505675A
750	0503750A	750	0504750A	750	0505750A
900	0503900A	900	0504900A	900	0505900A

Standard finish: self colour.
Other diameters and lengths to order.
All threads 75mm long, with nut and washer.
Extended thread lengths to order.
Also available zinc plated.